

# the EGYPT Centre

## Teachers Pack Foundation Phase 2



Cymru  
Wales

Atyniad Ardystiedig  
Accredited Attraction

ACCREDITED  
MUSEUM



MUSEUMS LIBRARIES ARCHIVES  
COUNCIL



The Queen's Award  
for Voluntary Service

# Contents

	<i>Page</i>
Planning your visit	<b>3</b>
Useful Information	<b>4</b>
House of Life	<b>5</b>
House of Death	<b>8</b>
Teacher Led Activities	<b>10</b>
Booking Agreement	<b>12</b>
House of Life Gallery plan	<b>13</b>
House of Death Gallery Plan	<b>14</b>
Example Booking Form	<b>15</b>
Out of school activities	<b>16</b>
Gift shop	<b>16</b>



# Planning your Visit

## What We Offer

### Museum Facilitated Visit (groups of up to 40 children)

Group leaders will choose up to 6 hands-on activities which will be facilitated by Museum staff and volunteers. Your class will be split into two groups, half of which will start in the *House of Death* gallery and the other in the *House of Life*. The groups will switch after lunch. The museum has a designated room for school groups to have lunch. Please ensure you have enough adults to supervise all groups and that children bring a packed lunch.

### Museum Facilitated Visit (groups 40-60 children)

Group leaders will choose up to 4 hands-on activities which will be facilitated by Museum staff and volunteers. Your class will be split into three groups. These groups will rotate around the *House of Death*, *House of Life* and our Education area where they will try their hand at mummifying our dummy-mummy and play the ancient board game of Senet. For large groups the Museum will book a lunch room within the University which is as near as possible to the Museum. It may be a 5 minute walk away. . Please ensure you have enough adults to supervise all groups and that children bring a packed lunch.

### Teacher led visit at the museum (group of up to 40 children only) Available on Thursdays only!

**Journey to the Afterlife.** Teachers will receive step by step guides to facilitate 4 activities based on the journey from mummification to eternal life. These activities are: Mummification, Weighing of the Heart, Egyptian Writing and Senet. The museum has a designated room for school groups to have lunch

*Please note, the group will need to be divided into 4 groups upon arrival. Each group will require a Teacher/activity facilitator. Minimum of 4 staff are required.*

### Outreach

If you are interested in an outreach session where we visit you with our activities, please contact our Education Officer, Hannah Sweetapple on 01792 602668 to discuss your specific needs and discover what we can offer.



# Useful Information

## How to Book

To check availability, please call our Education Officer on 01792 602668 or email [egyptcentre@swansea.ac.uk](mailto:egyptcentre@swansea.ac.uk). They will be able to book you in and issue you a booking form. Please use this pack to choose your activities and return the booking form to the Museum. **Please note** your booking is provisional until we receive your completed booking form. We can only hold provisional bookings for 1 week due to high demand.

If you feel that the activities may conflict with your groups faiths/beliefs (eg. Reading out an Egyptian Spell), please ring our Education Officer to discuss what activities are suitable for your group.

## Before Your Visit

To save time on the day, please ensure that your group is split into two groups (groups up to 40) or three groups (groups of 40-60) before arrival.

Please ensure that you stick to the times of arrival and departure you gave on your booking form as best you can. The Museum uses these to timetable your activities and so any changes should be passed onto The Egypt Centre asap.

## Prices

**Museum Facilitated Visit**—£3 per child

**Teacher Led Visit**—£2 per child

**Please note** there is a 50p charge for absent children to cover the cost of the materials prepared. If for any reason you need to cancel your visit, please let the Museum know asap. We require 2 weeks notice of a cancelled visit. Please note there is a 50% charge for any cancellations after this point.

Please make it known when booking how you intend to pay as this will effect how we produce your invoice. We need to know this prior to your visit.

**Note: All cheques must be made payable to *Swansea University*.**

We have a museum gift shop with ancient Egyptian themed souvenirs starting at 50p. We also offer a 'goody bag' service made up to your chosen price which can save time. If you require this service or time in the gift shop please make this clear in your booking. Please note that time in the gift shop may take away from your activity time.

## Safety Information

Safety information to plan your risk assessment is available on our website <http://www.egypt.swan.ac.uk/index.php/safetyinformation>





# The House of Life

The *House of Life* is our upstairs Gallery. It focuses on the daily life of the people of ancient Egypt. The *House of Life* takes you on a journey starting in Prehistoric Egypt. It is also home to our oldest object: a hand axe which may be 1 million years old. Children have the chance to learn about ancient Egyptian writing, maths, clothing and many more engaging hands-on activities.

# House of Life Activities

## Egyptian Costumes and Clothing (60 Minutes)



This activity will develop children's problem solving skills as they work out the types of garments the ancient Egyptians wore and compare them to modern day equivalents. They will discover what materials and manufacturing techniques were used to make clothes and get the chance to dress up as ancient Egyptians from all levels of society. Through role play, the children will see how the social position of their character is reflected in the clothes they wear.

**Please note: this activity counts as two choices.**

(Not available for groups over 40)



## Developing Thinking



## Developing Communication



## Personal and Social Education

## Egyptian Writing (30 Minutes)

During this activity children will take part in the Egypt Centre's scribal school as they learn the basic ancient Egyptian alphabet. They will work out which direction to read This activity it is all about picture association and the realisation that other alphabets are used around the world. Children will look at different forms of writing systems and try and work out how simple words are written. Children are encouraged to write their name in a cartouche phonetically .



## Developing Thinking



## Developing Communication



## Personal and Social Education



# House of Life Activities

## Egyptian Mathematics (30 Minutes)



The children will look at the way numbers were written in Ancient Egypt and complete simple calculations using this base-10 picture system. The maths system uses unit value and not place value. Children problem solve and handle data in a new way using simple work sheets. They will be able to write their age, the number of their house and even the date before being encouraged to search the *House of Life* gallery counting specific objects on display and recording the data in ancient Egyptian numerals. **\*This activity provides a good opportunity to look around the gallery\***



Developing Thinking



Developing Communication



Personal and Social Education



Developing Number

## Exploring Egypt (30minutes)

During this activity children are encouraged to take on the role of early 20th Century explorers using props from our 'Hat Box'. Through role play the children will re-enact the story of the discovery of Tutankhamun's tomb and pretend they have discovered a tomb full of ancient Egyptian treasures! They will have an opportunity to explore the *House of Life* gallery, searching for their favourite object on display to write about and draw. Later the children will share their work with others in their group and talk about the object they choose.



Developing Thinking



Developing Communication



Personal and Social Education

## Egyptian Materials (30 Minutes)



The Egypt Centre is one of the few places where visitors are allowed to handle ancient objects. This activity enables the children to come into close contact with genuine ancient Egyptian artefacts, something they can't do in class! Children are encouraged to discuss what they think the objects were made of and what they were used for, making comparisons with modern day alternatives. They will learn about the various materials used by the ancient Egyptians and discover how they were made.



Developing Thinking



Developing Communication



Personal and Social Education



# House of Life Activities

## Senet (30 Minutes)



*Senet* was one of the most popular games in ancient Egypt and was probably played on a day-to-day basis by both the rich and the poor. It also had significance as a funerary item. Tutankhamun had four sets of *senet* boards in his tomb, and a replica of one can be seen in the gallery. Children are placed in teams to play the ancient board game *senet*. They learn about the rules of *senet* and its place in Egyptian society, developing strategy and team building skills..



Developing Thinking



Developing Communication




Personal and Social Education



Developing Number

## The Home (30 Minutes)

This activity is all about understanding that people of a past civilisation lived in a home just as we do, and although some of the materials were different the basic needs are the same as today e.g. shelter light, somewhere to rest, a place for cooking etc. During this activity children are encouraged to look around the gallery and find items that would have been used in the ancient Egyptian home, making links to modern equivalents. **\*This activity provides a good opportunity to look around the gallery\***



Developing Thinking



Developing Communication



Personal and Social Education



Developing Number



## Egyptian Measuring (30 Minutes)

The children examine the measuring units used by the ancient Egyptians and decide which ones to apply in order to measure various objects of different lengths. Children will experience a fun new way of measuring using their finger, hand and arm and discuss the problems of using a non-standard form of measuring unit! Children will choose which method of measuring is best when measuring different objects around the gallery.



Developing Thinking



Developing Communication



Personal and Social Education



Developing Number





# The House of Death

The *House of Death* is our downstairs gallery which explores the funerary culture of ancient Egypt. Discover the secrets of mummification, search for the powerful ancient Egyptian Gods amongst the objects and much more!

## House of Death Activities

### Mummification (30 Minutes)



Using a life-size 'dummy-mummy' the children learn the art of deluxe mummification! This includes the removal of organs from the body, drying and bandaging the body, along with the ceremony and ritual that was an integral part of the mummification process. Children are encouraged to participate in role-play and use the props provided. Children are encouraged to question whether or not the ancient Egyptian amulets (and other objects) found in the mummy wrappings to protect the dead person should have been taken from the body and displayed in museums around the world!



Developing Thinking



Developing Communication



Personal and Social Education



Developing Number

### Weighing of the Heart (30 Minutes)

During this activity the children, through dressing up and role play, are encouraged to discuss the journey made by the deceased to the Afterlife. One of the most important aspects was the symbolic 'weighing of the heart'. Children will be asked to identify scenes on different objects in the gallery and decide themselves what they thought 'happened next'. They design, name and discuss their own *Devourer*, creature made of three fearsome animals.



Developing Thinking



Developing Communication



Personal and Social Education



Developing Number

### Animals (30 Minutes)

The children will find out about the many different types of animal that lived in ancient Egypt and how important and sacred animals were to the ancient Egyptians. Children guess the Egyptian names of animals thinking of the sound an animal makes using the principle of onomatopoeia. Children will then play the 'guess the animal in the bag' game. Simple work sheets are used for children to record answers.



Developing Thinking



Developing Communication



Personal and Social Education



Developing Number





# House of Death Activities

## In Search of Gods (30 Minutes)



Using role-play and wearing our 'God's hats' children will become the gods and goddesses of ancient Egypt as they re-enact the myth of Osiris and Seth. In pairs, the children will be encouraged to look closely at the artefacts in search of a god or goddess, counting how many they find and drawing their favourite example. They will then share with the rest of the group what they have learned about the god or goddess they were hunting for. **\*This activity provides a good opportunity to look around the gallery\***



Developing Thinking



Developing Communication



Personal and Social Education



Developing Number

## Servants in the Afterlife (30 Minutes)

This activity illustrates the ancient Egyptian belief in the afterlife and how they believed life carried on after death just as it was on earth e.g. seeds needed to be sown and crops needed to be harvested. The children look at servant and *shabti* figures and discuss the type of work they would have been engaged in. Comparing work that was performed by these figures with work that is done today, this activity links the past with the present. The children are encouraged to examine the objects on display, draw their own *shabti*, make one out of play dough and decide what work they would like it to do for them!



**(Not available for groups over 40)**



Developing Thinking



Developing Communication



Personal and Social Education

## Food and Drink (30 Minutes)

Just as food and drink are essential for life, the ancient Egyptians believed both food and drink were essential for the dead in the afterlife. The children will, using their own knowledge of food and drink, guess the types of food the ancient Egyptians ate; prompted by model food and visual resources. The children will then use play dough and make an offering tray for the mummy to have food and drink for eternity in the afterlife!



**(Not available for groups over 40)**



Developing Thinking



Developing Communication



Personal and



Developing Number



## Teacher Led Activities

## Journey to the Afterlife

## Teacher led visit at the museum (groups of up to 40 children)

**Available on Thursdays only!**

Teachers will receive step by step guides to facilitate 4 activities based on the 'journey' from mummification to eternal life. These activities are mummification, weighing of the heart, hieroglyphs and Senet. Please turn to **Page 12** for further details on each activity.

The teacher led visit includes four 30 minute activities totalling 2 hours.

Please note, the group will need to be divided into 4 groups upon arrival. Each group will require a Teacher/activity facilitator. Minimum of 4 staff are required.

The school group must be divided into 4 groups (no more than 10 children in each group).

The two groups will begin in the House of Death gallery with Mummification and Weighing of the Heart, while the other two groups will begin in the House of Life with Egyptian Writing and *Senet*. After 1 hour and the completion of their first two activities, Children will swap galleries and complete the other two activities. A 30 minute lunch break can be scheduled before swapping galleries or at the end after completing all four activities.

Minimum booking is for 2 hours 30 minutes. (2 hours of activities and 30 minute lunchbreak). This can be extended if you wish to include gallery time, a comfort break on arrival or time in the gift shop.

## Resources:

The step by step guides for each activity, plus the Key Skills they are designed to achieve will be made available to you upon confirmation of your booking. This will give you time to familiarise yourselves with the 4 activities. Props, visual aids, headdresses and worksheets will be provided by the museum. Egypt Centre volunteers will be available on the day to assist where possible, but are not responsible for facilitating the activities.



# Teacher Led Activities



## Mummification

Children learn about why the ancient Egyptians mummified their dead and Using a life-size 'dummy mummy' the children learn the art of a deluxe mummification! This includes the removal of organs from the body, drying and bandaging the body. The children learn about the ceremony and ritual that was an integral part of the mummification process to ensure life after death. **(30 minutes)**

## House of Death

## Weighing of the Heart

During this activity the children will re-enact the journey made by the deceased after mummification. The children take the role of the gods and the deceased (wearing headdresses). Children will be asked to identify scenes that appear on the main coffin and decide themselves what they thought happened next'. They will then design and name their own *Devourer* creation based on three different animals of their own choosing. **(30 minutes)**

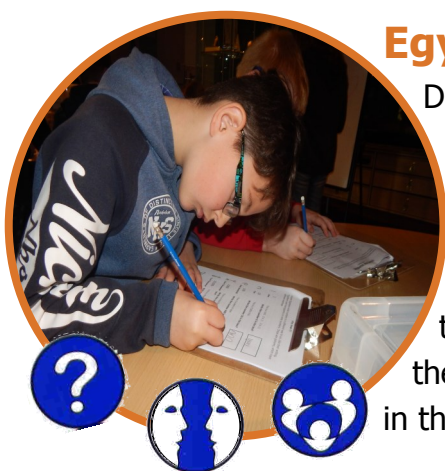
## House of Death



## Egyptian Writing

During this activity children will discover the importance of a person's name, and how this helped you live on after death. They will work out which direction to read hieroglyphs, find out why vowels were often omitted and learn how to write their name phonetically. This activity is all about picture association and children are encouraged to think more about the alphabet they use everyday. It challenges them to think that not everyone (particularly in ancient times) wrote in the same way. **(30 minutes)**

## House of Life



## Senet Game

*Senet* was one of the most popular games in ancient Egypt and was probably played on a day-to-day basis by both the rich and the poor. It also had significance as a funerary item. Tutankhamun had four sets of *senet* boards in his tomb, and a replica of one can be seen in the gallery. Children will play *senet* in teams problem solving, developing strategy and team building skills as they compete to win and make it to the afterlife. **(30 minutes)**

## House of Life





# Booking Agreement

## Role of The Egypt Centre

For a Museum led visit we will provide trained activity leaders to work with the groups of children. All staff working with your children are fully-enhanced DBS checked. Activity leaders are not expected to supervise and discipline children, this is the responsibility of the School Teachers.

We will endeavour to provide as many of the activities chosen by the school in the time available. If the school arrive late for whatever reason, it may be necessary for activities to be shortened or an activity to be dropped altogether. We will provide all materials and equipment needed for each activity. We will also provide each child with a clipboard, pencil and work-pack for their use during the visit where applicable. For all day visits we can provide a safe area for lunch near toilet facilities close to the museum. We welcome feedback from schools and each school is given a questionnaire to return to the Museum.

## Role of the School

The school should make every effort to arrive at the agreed time. If for whatever reason the school is running late, they should make every effort to contact us and keep us informed. During the day, the school will ensure the equipment and materials that are to be used for subsequent school groups and the public are not being misused. The school must also ensure respect for other visitors to the Museum at all times.

Ensure adequate insurance cover for the group and leaders. A member of school staff should supervise each group of children at all times and ensure good behaviour throughout the day. In particular, all teachers must: Make sure they have adequate staff supervision using the ratios laid down by their institution. (0-2 years = 1 adult to 3 children, 2-3 years = 1 adult to 4 children, 3-7 years = 1 adult to 8 children, 7 years += 2 adults (preferably one of each gender), for up to 20 children, add one additional staff member for every additional 10 children).

In case of an accident or a lost child, contact a member of the Museum staff immediately, they will then follow the Museum procedures.

Ensure that the appropriate group leaders carry any necessary medicine for the children with them at all times, with the permission of the parents/guardian.

Refrain from having possession of, or consuming, alcoholic beverages on the Museum premises, from either verbally or physically abusing a child/young person.

Inform their group of behavioural expectations while in the Egypt Centre, Museum of Egyptian Antiquities.

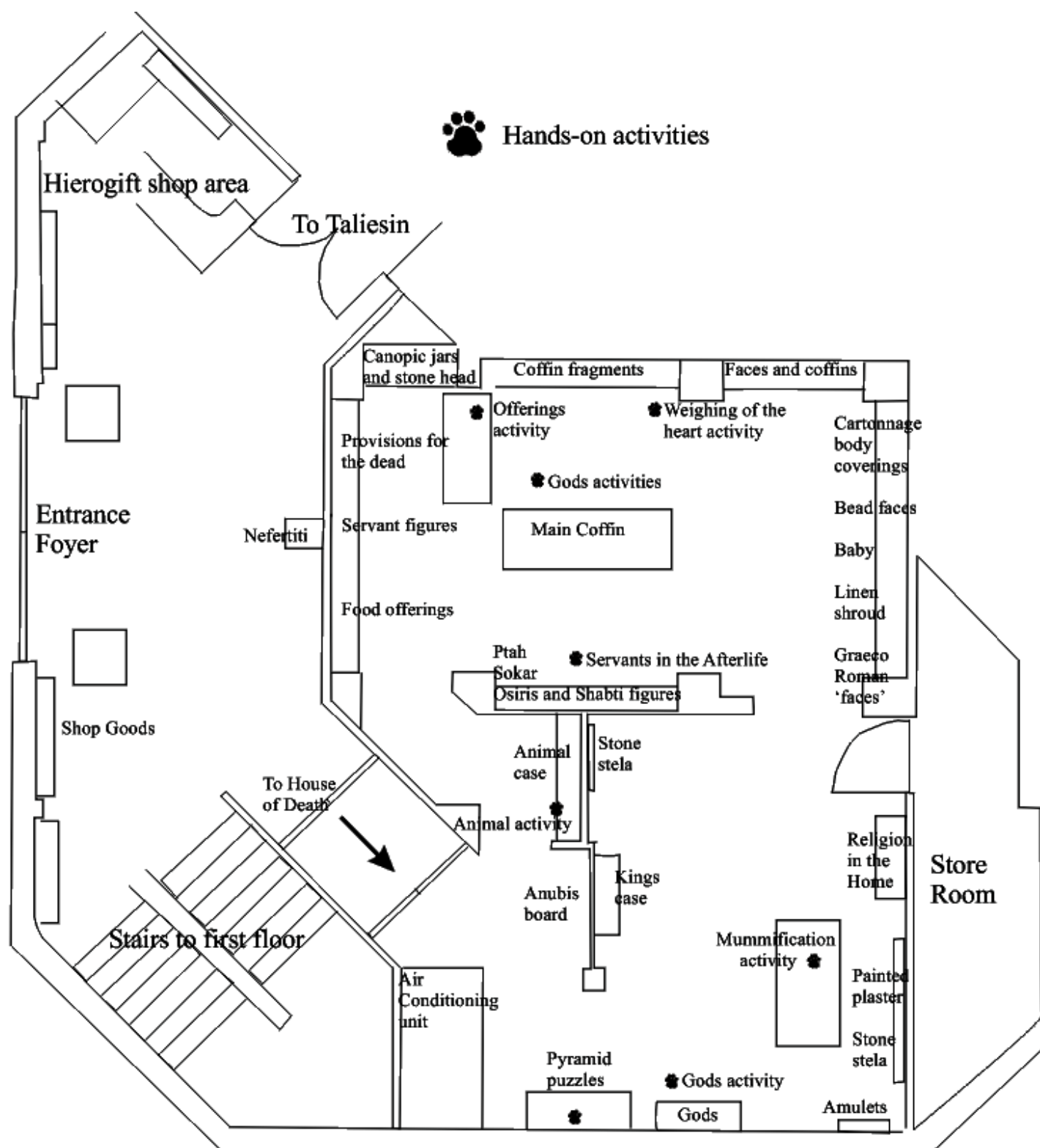
Group leaders should not allow members of their group to: make any sectarian, racist, sexist or other offensive remarks toward any person or other group, vandalise Museum property leave litter in the Museum/University grounds.

The school will pay £3 for each child and 50p for any work packs not used due to absence of Children. For teacher led visits at the museum the school will pay £2 per child. (Please make cheques payable to Swansea University). If the school has any concern please report it to a member of staff.





# House of Death Gallery Map





# Example Booking Form

## Egypt Centre School Booking Form

Please ensure your completed booking form is sent back to [egyptcentre@swansea.ac.uk](mailto:egyptcentre@swansea.ac.uk) within 5 working days of booking your visit.

Date of visit/s								
Lead teacher name								
Full name and address of school including postcode and contact number								
Number of children								
Age of children								
Expected time of arrival								
Expected time of departure								
Do you require a comfort break on arrival? (this <u>will</u> shorten your activity time)								
Would you like shop time <u>OR</u> goody bags? (shop time may shorten your activity time)	Shop Time?				Goodie Bags? (£2, £2.50, £3, other?)			
Will you be paying on the day <u>OR</u> would you like an invoice to take back? <b>Please choose 1.</b>	Paying on Day?				Invoice to take back?			
Will you be paying by cash, cheque, card, or BACS? <b>Please choose 1.</b>	Cash		Cheque		Card		BACS	
Do any of your children have any special education or access requirements?								
<b>Museum Led: Choice of Activities</b> <ul style="list-style-type: none"> <li>See teachers pack for activity choices - <a href="http://www.egypt.swan.ac.uk/education/key-stage-2/">http://www.egypt.swan.ac.uk/education/key-stage-2/</a></li> <li>For a full day visit with groups of up to 40 children, please select up to 3 activities totalling 1.5 hours in each gallery. (For half day visits please select up to 2 activities totalling 1 hours in each gallery)</li> <li>For groups of over 40 children activities will be split over 3 areas. Please choose 2 activities totalling 1 hour in each gallery. Mummification and Senet are compulsory and will take place in the Education Area. Costume activity is not available for groups over 40. (Not suitable for half day visits)</li> </ul>	<b>House of Life (Up to 40 children = three activities. Over 40 children = two activities only)</b> <b>PLEASE NOTE COSTUME COUNTS AS 2 ACTIVITIES</b> <ol style="list-style-type: none"> <li>1.</li> <li>2.</li> <li>3.</li> </ol> <b>House of Death (Up to 40 children = three activities. Over 40 children = two activities only)</b> <ol style="list-style-type: none"> <li>1.</li> <li>2.</li> <li>3.</li> </ol> <b>Education Area (Only for groups over 40)</b> <ol style="list-style-type: none"> <li>1.</li> <li>2.</li> </ol>							
<b>Teacher Led: Journey to the Afterlife</b> <b>Available on Thursdays only</b> See teachers pack for set activities –	<b>Set activities: (Up to 40 children)</b>						(tick)	

Please date, sign and print your name below to state that you have completed the booking form and fully agree with the terms and conditions set out by the Egypt Centre.

Print Name		Sign	
Date			



# Out of School Hours Activities

## Young Egyptologist Workshops



**Our aim is to improve literacy and numeracy but most importantly to build confidence and self esteem!** Each month during term time, one school selects 14 children to attend the workshops for two consecutive Saturdays. The children are given various fun activities to do and get the chance to make something to take home with them. At the end of the 2 days we have a presentation ceremony. The children's teachers and families are invited to see each child have their moment of glory as they receive their well-earned certificates! These workshops are **free**, including lunch and transport, and are aimed at those who need a little extra support. Suitable for ages 6-11. For more information or to take part, please contact our Education Officer, Hannah Sweetapple on 01792 602668 or email [h.e.sweetapple@swansea.ac.uk](mailto:h.e.sweetapple@swansea.ac.uk)

## School Holiday Workshops

The Egypt Centre runs one-day workshops during the half-term holidays and Easter break as well as two-day workshops during the summer holidays. Each workshop has a different theme from mummification and magic to hieroglyphs and explorers. Children get the chance to learn about ancient Egypt with various hands on activities as they explore the galleries and take part in fun arts and craft sessions, developing their creativity and giving them the chance to make something they can take home!



These workshops cost £20 per child per day

10 am—3pm.

Suitable for ages 6-10

Booking is essential as limited places are available

## Museum Gift Shop

The gift shop is available for all visiting parties during their time at the Museum. There are many items geared towards school children, and at a very affordable price (items start from 50p)

If you would like time in the Museum gift shop, please let us know so we can allocate sufficient time around your activities. This is often done during the lunch break, where children can come down in small groups.

## Goody Bag Service

We can also provide a '**goody bag**' service which can be prepared in advance. This can make the visit easier for schools especially for larger groups, and if you are pressed for time.





*t h e*  
**EGYPT**  
*c e n t r e*  
*y g a n o l f a n*  
**EIFFTAIDD**

**Open:**

Tuesday—Saturday 10.00am — 4.00pm

Egypt Centre

Swansea University

Singleton Park

Swansea

SA2 8PP

01792 295 960

[www.egypt.swan.ac.uk](http://www.egypt.swan.ac.uk)

***\*This pack is available in Welsh\****

**Useful Contacts**

**Main Office**

[egyptcentre@swansea.ac.uk](mailto:egyptcentre@swansea.ac.uk)

01792 295660

**Education Officer**

Hannah Sweetapple

[h.e.sweetapple@swansea.ac.uk](mailto:h.e.sweetapple@swansea.ac.uk)

01792 602668

